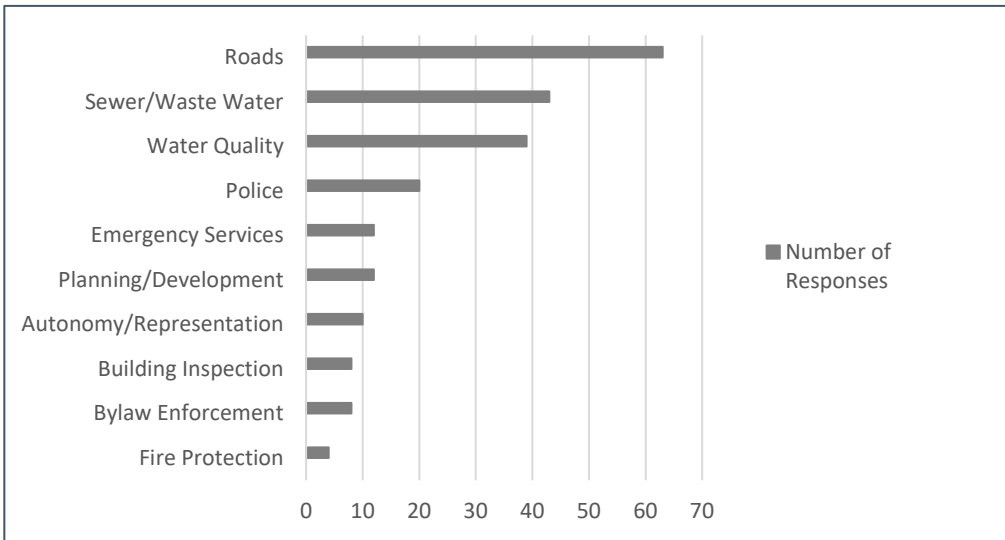


Chapter 6 Figures to Final Report Area C Governance Study

August 10, 2017

Number of Responses

| | |
|-------------------------|----|
| Fire Protection | 4 |
| Bylaw Enforcement | 8 |
| Building Inspection | 8 |
| Autonomy/Representation | 10 |
| Planning/Development | 12 |
| Emergency Services | 12 |
| Police | 20 |
| Water Quality | 39 |
| Sewer/Waste Water | 43 |
| Roads | 63 |



Chapter 6 Figures to Final Report Area C Governance Study

August 10, 2017

Figure 6.7

| | |
|-------------------|------|
| No Opinion | 2.5 |
| Strongly Agree | 14.9 |
| Somewhat Agree | 40.1 |
| Neutral | 11.9 |
| Somewhat Disagree | 16.3 |
| Strongly Disagree | 14.4 |

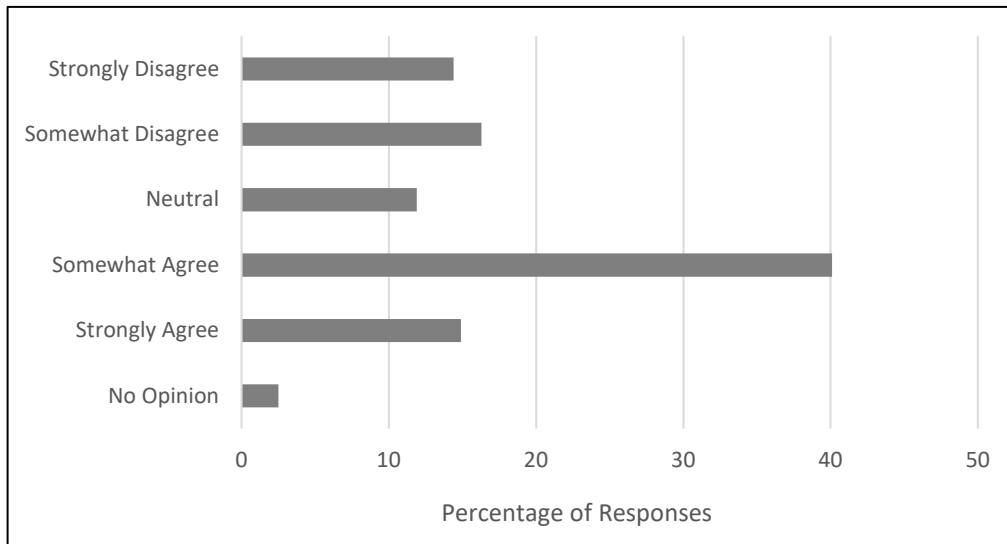


Figure 6.8

| | |
|-------------------|------|
| No Opinion | 2.4 |
| Strongly Agree | 17.0 |
| Somewhat Agree | 37.3 |
| Neutral | 14.2 |
| Somewhat Disagree | 25.0 |
| Strongly Disagree | 4.2 |

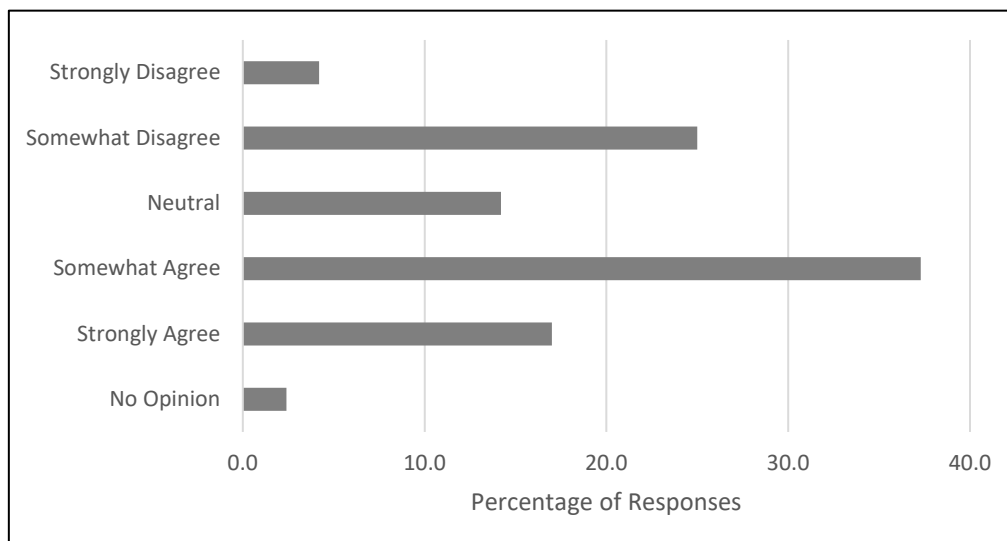


Figure 6.9

| | |
|-------------------|------|
| Other | 6.7 |
| In Person | 5.3 |
| Direct Mail | 6.2 |
| Email | 23.0 |
| Telephone | 17.7 |
| Online (internet) | 41.1 |

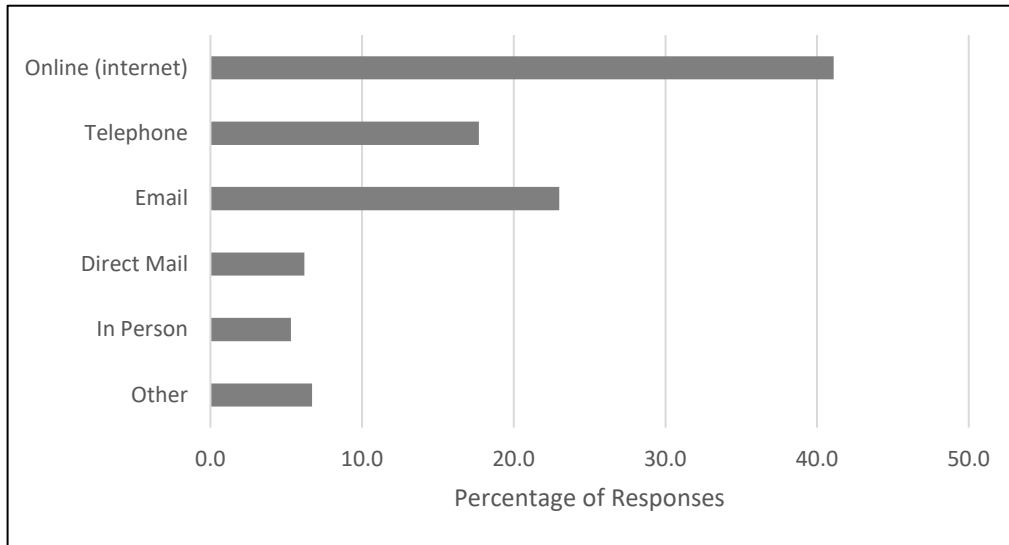


Figure 6.10

| | |
|-------------------|------|
| No Opinion | 2.3 |
| Strongly Agree | 14.0 |
| Somewhat Agree | 18.2 |
| Neutral | 15.4 |
| Somewhat Disagree | 21.0 |
| Strongly Disagree | 29.0 |

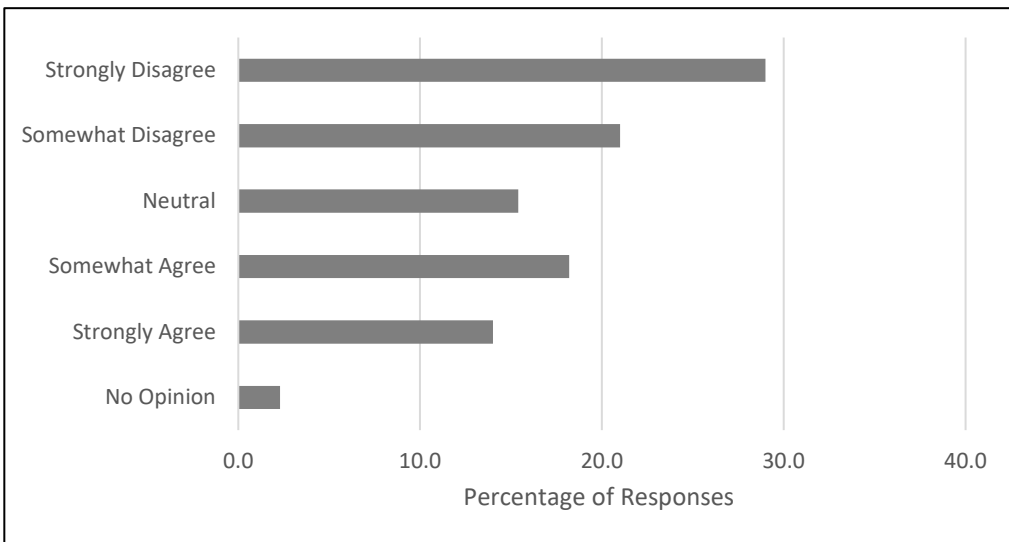


Figure 6.11

| | |
|-------------------|------|
| No Opinion | 4.7 |
| Strongly Agree | 10.3 |
| Somewhat Agree | 33.2 |
| Neutral | 16.4 |
| Somewhat Disagree | 21.0 |
| Strongly Disagree | 14.5 |

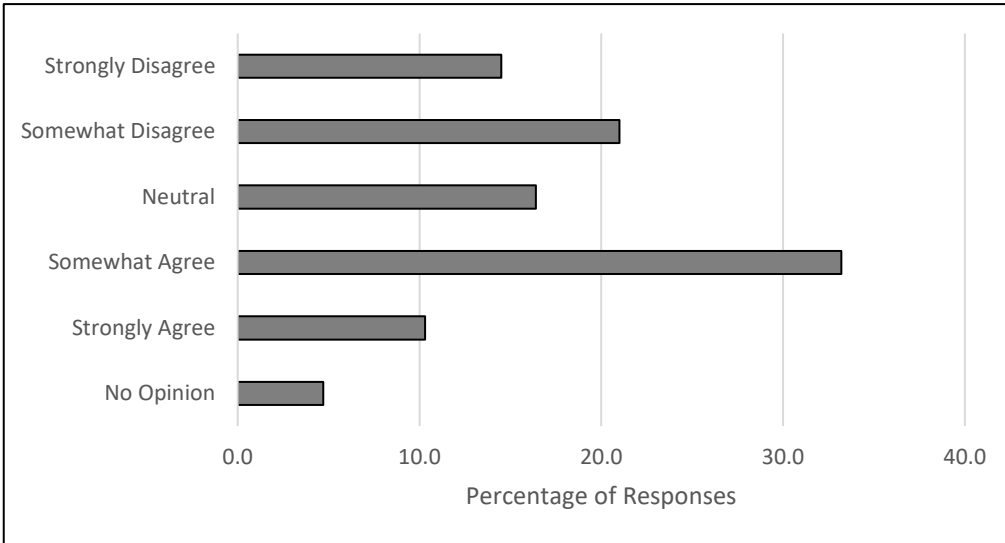


Figure 6.12

| | |
|-------------------|------|
| No Opinion | 4.3 |
| Strongly Agree | 23.9 |
| Somewhat Agree | 37.3 |
| Neutral | 20.6 |
| Somewhat Disagree | 8.1 |
| Strongly Disagree | 5.7 |

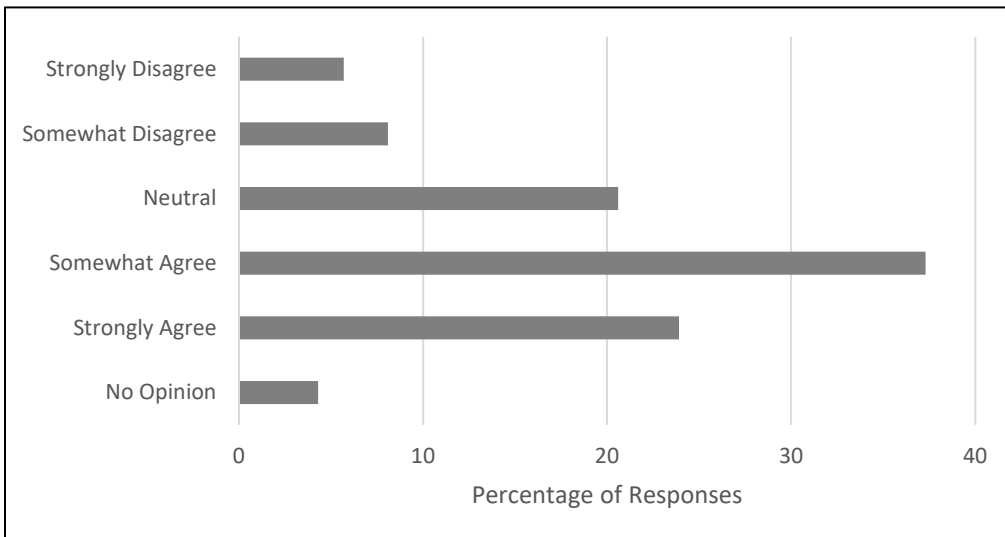


Figure 6.13

| | |
|-------------------|------|
| No Opinion | 4.7 |
| Strongly Agree | 6.6 |
| Somewhat Agree | 20.7 |
| Neutral | 18.8 |
| Somewhat Disagree | 17.4 |
| Strongly Disagree | 31.9 |

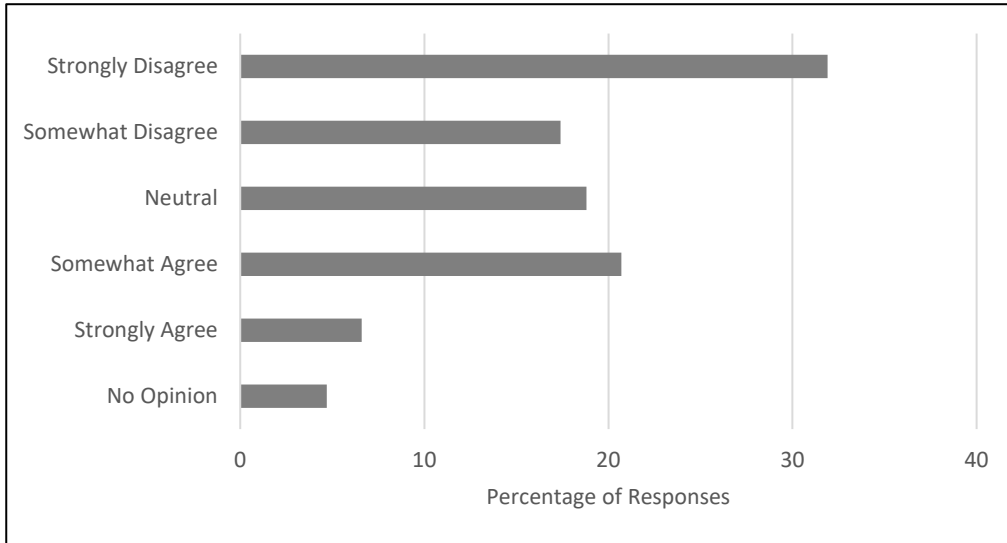


Figure 6.14

| | |
|-------------------|------|
| No Opinion | 2.3 |
| Strongly Agree | 57.0 |
| Somewhat Agree | 22.9 |
| Neutral | 10.3 |
| Somewhat Disagree | 5.1 |
| Strongly Disagree | 2.3 |

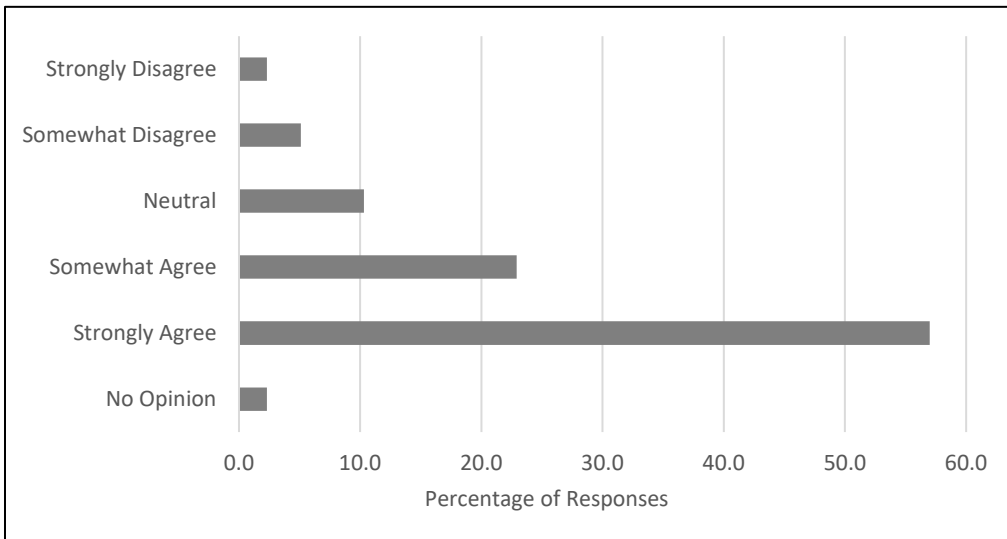


Figure 6.15

| | |
|-------------------|------|
| No Opinion | 2.8 |
| Strongly Agree | 44.3 |
| Somewhat Agree | 25.9 |
| Neutral | 13.2 |
| Somewhat Disagree | 6.6 |
| Strongly Disagree | 7.1 |

